

SOCS4 Antibody (monoclonal) (M01)**Mouse monoclonal antibody raised against a full length recombinant SOCS4.****Catalog # AT3989a****Specification**

SOCS4 Antibody (monoclonal) (M01) - Product Information

Application	WB, E
Primary Accession	Q8WXH5
Other Accession	BC060790
Reactivity	Human
Host	mouse
Clonality	Monoclonal
Isotype	IgG2b Kappa
Calculated MW	50623

SOCS4 Antibody (monoclonal) (M01) - Additional Information**Gene ID** 122809**Other Names**

Suppressor of cytokine signaling 4, SOCS-4, Suppressor of cytokine signaling 7, SOCS-7, SOCS4, SOCS7

Target/Specificity

SOCS4 (AAH60790, 1 a.a. ~ 440 a.a) full-length recombinant protein with GST tag. MW of the GST tag alone is 26 KDa.

Dilution

WB~~1:500~1000

E~~N/A

Format

Clear, colorless solution in phosphate buffered saline, pH 7.2 .

Storage

Store at -20°C or lower. Aliquot to avoid repeated freezing and thawing.

Precautions

SOCS4 Antibody (monoclonal) (M01) is for research use only and not for use in diagnostic or therapeutic procedures.

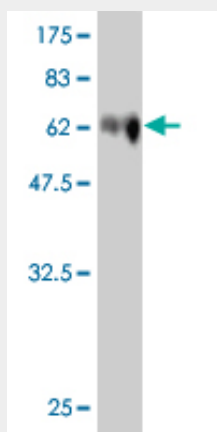
SOCS4 Antibody (monoclonal) (M01) - Protocols

Provided below are standard protocols that you may find useful for product applications.

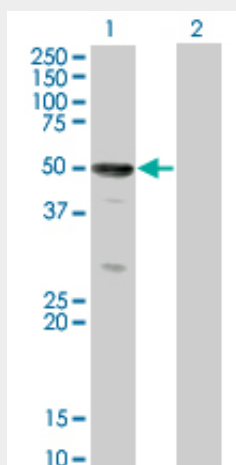
- [Western Blot](#)
- [Blocking Peptides](#)

- [Dot Blot](#)
- [Immunohistochemistry](#)
- [Immunofluorescence](#)
- [Immunoprecipitation](#)
- [Flow Cytometry](#)
- [Cell Culture](#)

SOCS4 Antibody (monoclonal) (M01) - Images

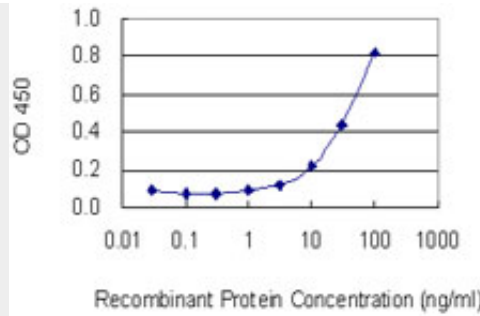


Antibody Reactive Against Recombinant Protein. Western Blot detection against Immunogen (74.14 kDa) .



Western Blot analysis of SOCS4 expression in transfected 293T cell line by SOCS4 monoclonal antibody (M01), clone 2G8.

Lane 1: SOCS4 transfected lysate (50.6 kDa).
Lane 2: Non-transfected lysate.



Detection limit for recombinant GST tagged SOCS4 is 0.3 ng/ml as a capture antibody.

SOCS4 Antibody (monoclonal) (M01) - Background

The protein encoded by this gene contains a SH2 domain and a SOCS BOX domain. The protein thus belongs to the suppressor of cytokine signaling (SOCS), also known as STAT-induced STAT inhibitor (SSI), protein family. SOCS family members are known to be cytokine-inducible negative regulators of cytokine signaling. Two alternatively spliced transcript variants encoding the same protein have been found for this gene.

SOCS4 Antibody (monoclonal) (M01) - References

MicroRNA-98 and let-7 regulate expression of suppressor of cytokine signaling 4 in biliary epithelial cells in response to *Cryptosporidium parvum* infection. Hu G, et al. *J Infect Dis*, 2010 Jul 1. PMID 20486857. Polymorphisms in innate immunity genes and risk of childhood leukemia. Han S, et al. *Hum Immunol*, 2010 Jul. PMID 20438785. Higher expression levels of SOCS 1,3,4,7 are associated with earlier tumour stage and better clinical outcome in human breast cancer. Sasi W, et al. *BMC Cancer*, 2010 Apr 30. PMID 20433750. Risk of meningioma and common variation in genes related to innate immunity. Rajaraman P, et al. *Cancer Epidemiol Biomarkers Prev*, 2010 May. PMID 20406964. Common variation in genes related to innate immunity and risk of adult glioma. Rajaraman P, et al. *Cancer Epidemiol Biomarkers Prev*, 2009 May. PMID 19423540.